


/ FEATURES



- It adopts intelligent structure, C type single arm frame structure, has the feature such as good reliable, simple structure and easy operation.
- With a rigid turn-key clutch, the press has single or continuous operation standards.
- The frame is entirely welded with steel plates and treated to relieve stress by tempering.
- Cartridge valve equipped for hydraulic control system, reliable, durable and less hydraulic shock, shorter connection pipeline and fewer release points.
- The operating force, no-load traveling and, low-speed movement and travel range can be adjusted subject to technological requirements.
- Hydraulic system adopts pressure pre-release device, low impact of hydraulic pressure.
- Independent electrical control, reliable, audio-visual and convenient for maintenance.


SPECIFICATION

• Y41 C-FRAME HYDRAULIC PRESS

Model		Y41-40	Y41-63	Y41-100	Y41-100A	Y41-160	Y41-200	Y41-250	Y41-315	Y41-400	Y41-630	Y41-800	Y41-1000	
Nominal Force		KN	400	630	1000	1000	1600	2000	2500	3150	4000	6300	8000	10000
Throat Depth		mm	280	320	380	450	400	500	500	600	650	750	800	900
The maximum Opening Height		mm	600	700	700	750	900	1000	1000	1600	1200	1250	1300	1600
Pressure Head Travel		mm	400	500	500	500	560	600	600	710	710	800	800	1000
Length Of Worktable	L-R	mm	750	850	950	1300	1100	1200	1200	1400	1400	1800	2000	2500
	F-B	mm	520	600	720	800	750	900	950	1100	1200	1500	1600	1800
Speed Of Slide	Descent	mm/s	110	130	75	75	75	80	80	80	60	60	120	120
	Pressing	mm/s	9-22	6-14	7-15	7-15	7-15	10	3.7	8	7.5	3	6-12	6-12
	Return	mm/s	110	125	90	90	110	80	80	100	70	70	74	74
Overall Dimensions	L-R	mm	1300	1400	1800	2000	1800	2500	1200	1400	1400	1800	2000	2500
	F-B	mm	750	850	950	1300	1100	1200	2000	2300	2600	4500	3500	4000
	Height Above Floor	mm	2100	2350	2500	2850	3100	3400	3500	3750	3800	4000	6000	4900
Table High Above Floor		mm	580	600	600	650	700	700	700	600	600	500	500	400
Motor Power		KW	5.5	5.5	7.5	7.5	15	22	22	37	37	37	55	55

/ OPTIONAL EQUIPMENT

/ STANDARD EQUIPMENT




Cylinder

Chromed and high rigidity treatment.



Main Motor

SIEMENS brand.



Electric Parts

SCHNEIDER brand from France.



Pressure Gauge

Check and adjust system hydraulic.



Servo Pump Unit



Touch Screen



Light Curtain



Open-door Power Off



Linear Displacement Sensor



IOT Module